

AMPMODU 2mm Pitch Receptacle Connector, SMT V-Mount

AMPMODU with cover

Material and Finish:

Housing—Black polyphenylene sulfide, 94V-0 rated

Receptacle Contacts—Phosphor bronze, duplex plated 0.00020 [.000006] min. gold on contact area; 0.00200 [.000079] min. tin-lead on solder area, with antireflective contact; underplated 0.00150 [.000051] min. nickel

Related Product Data:

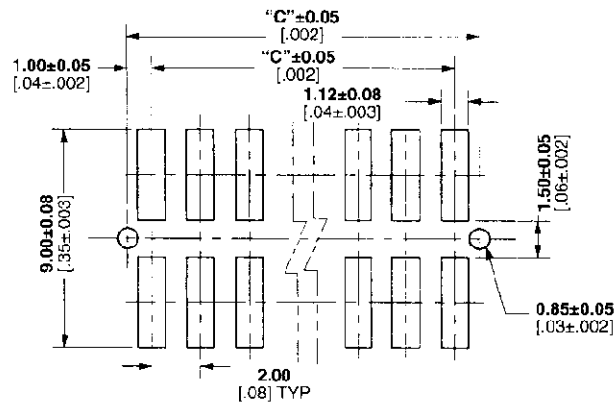
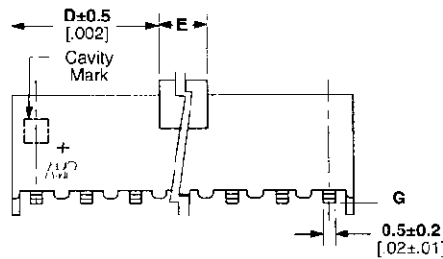
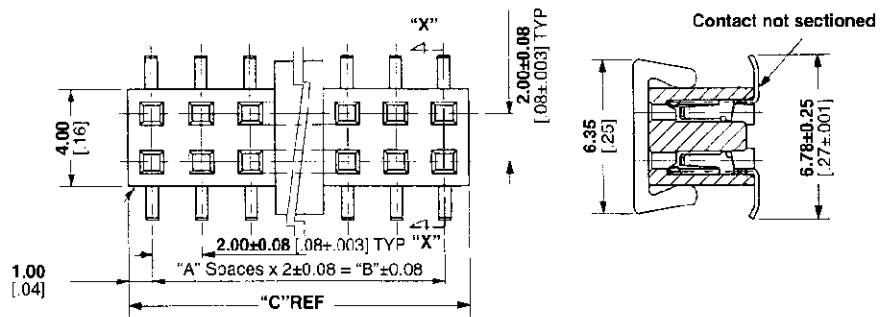
Mateable Headers—pages 4, 5, 9 and 10

Performance Specifications
page 20

Technical Documents (page 20):

AMP Product Specification
108-51001

Packaging Method—Tray or Tape & Reel



Recommended Solder Pac Layout

No. of Positions	Pkg.	Dimensions						Assembly Part Numbers
		A	B	C	D	E	F	
14	Tape & Reel	6	12.00	14.00	4.00	6±0.2	5.35	84364-1
		.24	.47	.55	.16	.24±.01	.21	
14	Tray	6	12.00	14.00	4.00	6±0.2	5.35	84364-2
		.24	.47	.55	.16	.24±.01	.21	
22	Tray	10	20.00	22.00	8.00	6±0.2	5.35	84364-6
		.39	.79	.87	.31	.24±.01	.21	
26	Tape & Reel	12	24.00	26.00	10.00	6±0.2	5.35	84364-3
		.47	.94	1.02	.39	.24±.01	.21	
26	Tray	12	24.00	26.00	10.00	6±0.2	5.35	84364-4
		.47	.94	1.02	.39	.24±.01	.21	
30	Tape & Reel	14	28.00	30.00	12.00	6±0.2	5.35	84364-1
		.55	1.10	1.18	.47	.24±.01	.21	
30	Tray	14	28.00	30.00	12.00	6±0.2	5.35	84364-2
		.55	1.10	1.18	.47	.24±.01	.21	
36	Tape & Reel	17	34.00	36.00	15.00	6±0.2	5.35	1-84364-3
		.67	1.34	1.42	.59	.24±.01	.21	
36	Tray	17	34.00	36.00	15.00	6±0.2	5.35	1-84364-4
		.67	1.34	1.42	.59	.24±.01	.21	