

DATA SHEET

BFG11W/X NPN 2 GHz power transistor

Product specification
Supersedes data of September 1995
File under Discrete Semiconductors, SC14

1996 Jun 04

NPN 2 GHz power transistor

BFG11W/X

FEATURES

- High power gain
- High efficiency
- Small size discrete power amplifier
- 1.9 GHz operating area
- Gold metallization ensures excellent reliability
- Linear and non-linear operation.

APPLICATIONS

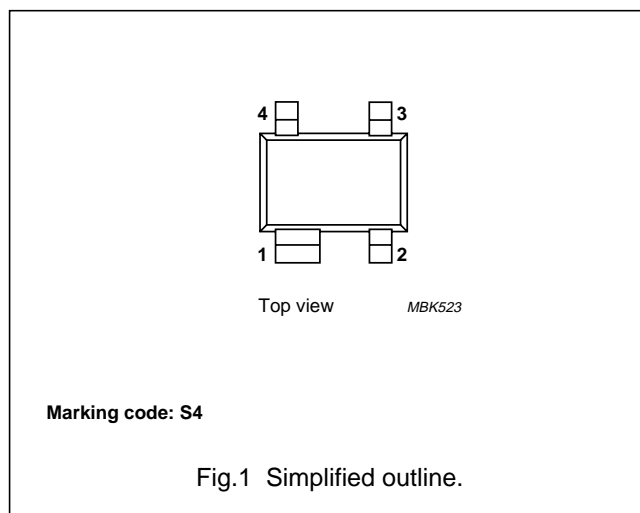
- Common emitter class-AB operation in handheld radio equipment at 1.9 GHz such as DECT, PHS.
- Driver for DCS 1800.

DESCRIPTION

NPN silicon planar epitaxial transistor encapsulated in a plastic 4-pin dual-emitter SOT343 package.

PINNING - SOT343

PIN	DESCRIPTION
1	collector
2	emitter
3	base
4	emitter



QUICK REFERENCE DATA

RF performance at $T_s \leq 60^\circ\text{C}$ in a common-emitter test circuit.

MODE OF OPERATION	f (GHz)	V _{CE} (V)	P _L (mW)	G _p (dB)	η_c (%)
Pulsed, class-AB, $\delta < 1 : 2$; $t_p = 5$ ms	1.9	3.6	400	≥ 6	≥ 60

NPN 2 GHz power transistor

BFG11W/X

LIMITING VALUES

In accordance with the Absolute Maximum Rating System (IEC 134).

SYMBOL	PARAMETER	CONDITIONS	MIN.	MAX.	UNIT
V _{CBO}	collector-base voltage	open emitter	–	20	V
V _{CEO}	collector-emitter voltage	open base	–	8	V
V _{EBO}	emitter-base voltage	open collector	–	2.5	V
I _C	collector current (DC)		–	500	mA
P _{tot}	total power dissipation	up to T _s = 60 °C; note 1	–	760	mW
T _{stg}	storage temperature		–65	+150	°C
T _j	junction temperature		–	175	°C

THERMAL CHARACTERISTICS

SYMBOL	PARAMETER	CONDITIONS	VALUE	UNIT
R _{th j-s}	thermal resistance from junction to soldering point	up to T _s = 60 °C; P _{tot} = 760 mW; note 1	150	K/W

Note to the Limiting values and Thermal characteristics

1. T_s is the temperature at the soldering point of the collector tab.

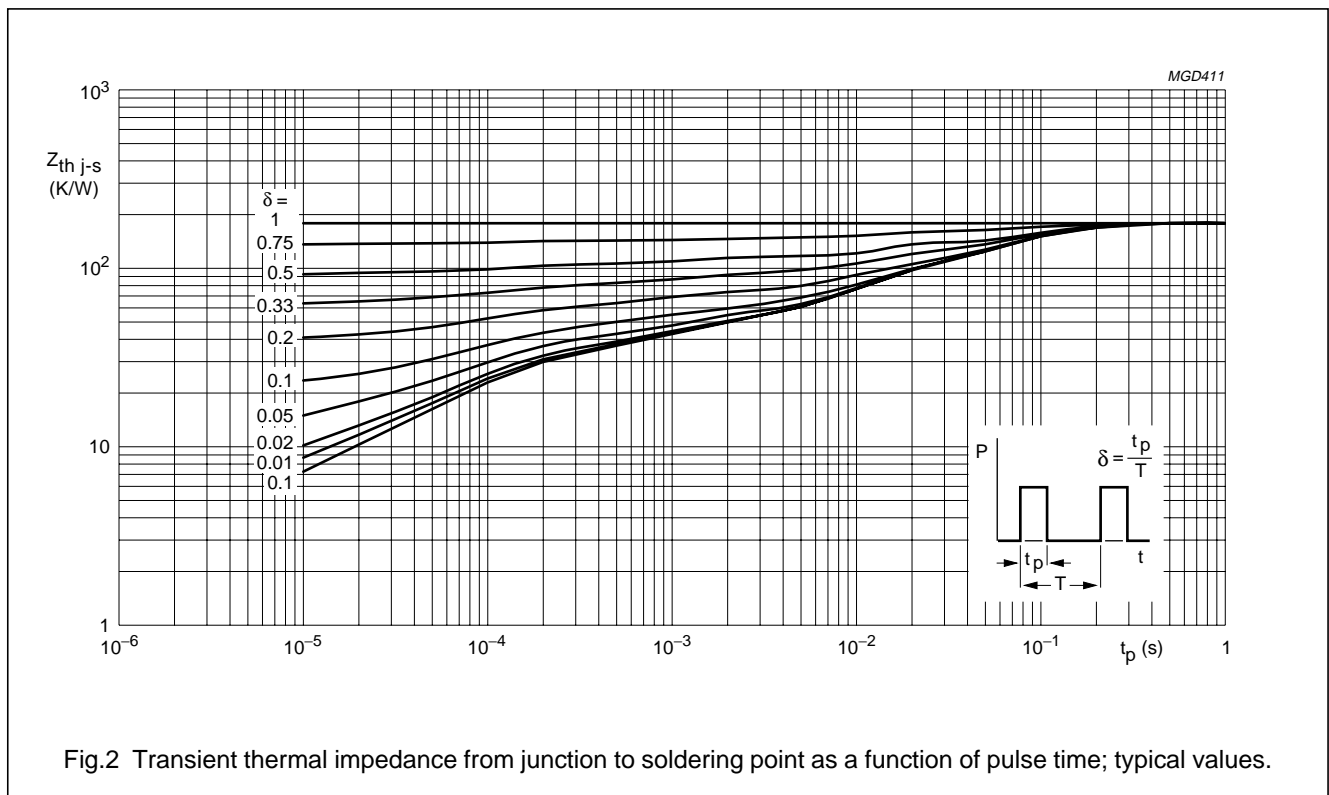


Fig.2 Transient thermal impedance from junction to soldering point as a function of pulse time; typical values.

NPN 2 GHz power transistor

BFG11W/X

CHARACTERISTICS

$T_j = 25\text{ }^\circ\text{C}$ unless otherwise specified.

SYMBOL	PARAMETER	CONDITIONS	MIN.	MAX.	UNIT
$V_{(BR)CBO}$	collector-base breakdown voltage	$I_C = 0.1\text{ mA}$; open emitter	20	–	V
$V_{(BR)CEO}$	collector-emitter breakdown voltage	$I_C = 10\text{ mA}$; open base	8	–	V
$V_{(BR)EBO}$	emitter-base breakdown voltage	$I_E = 0.1\text{ mA}$; open collector	2.5	–	V
I_{CES}	collector cut-off current	$V_{CE} = 8\text{ V}$; $V_{BE} = 0$	–	100	μA
h_{FE}	DC current gain	$V_{CE} = 5\text{ V}$; $I_C = 100\text{ mA}$	25	–	
C_c	collector capacitance	$V_{CB} = 3.6\text{ V}$; $I_E = i_e = 0$; $f = 1\text{ MHz}$	–	5	pF
C_{re}	feedback capacitance	$V_{CE} = 3.6\text{ V}$; $I_C = 0$; $f = 1\text{ MHz}$	–	4	pF

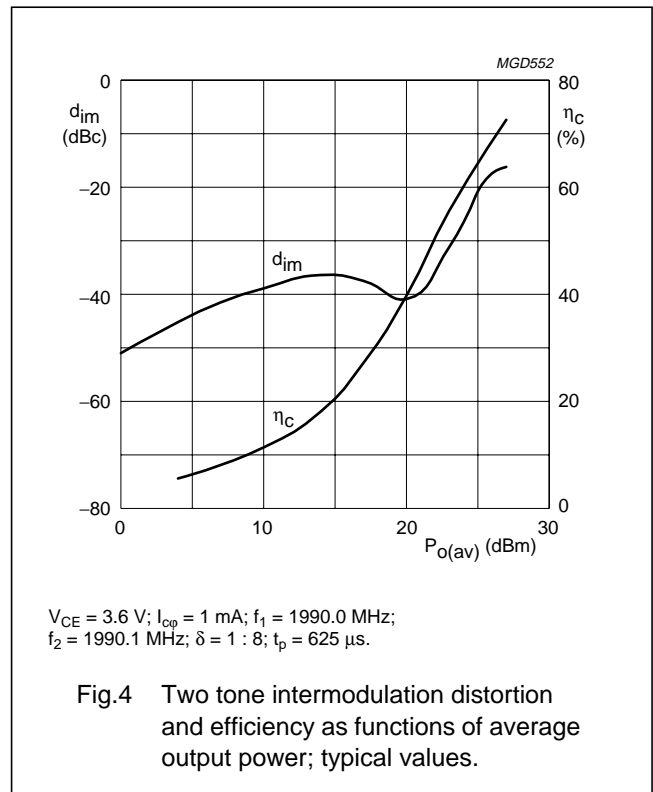
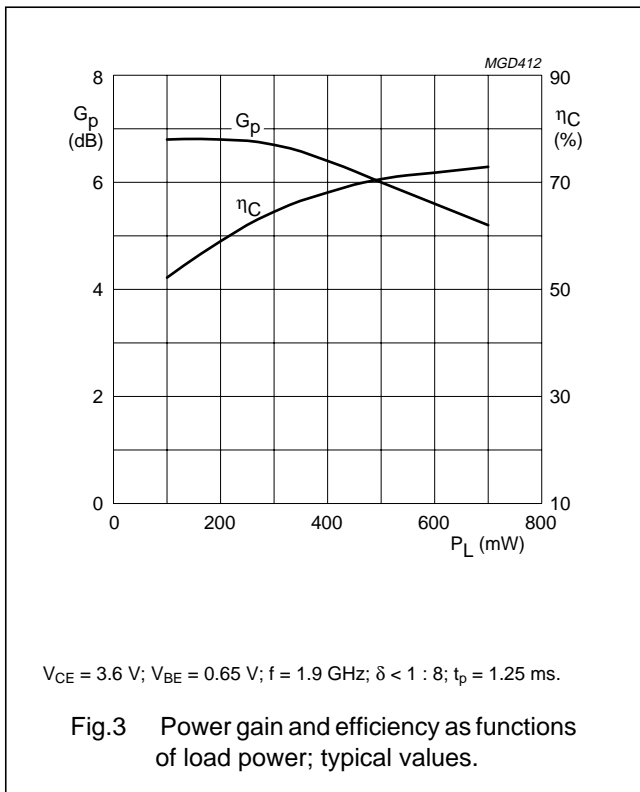
APPLICATION INFORMATION

RF performance at $T_s \leq 60\text{ }^\circ\text{C}$ in a common-emitter test circuit.

MODE OF OPERATION	f (GHz)	V_{CE} (V)	I_{CQ} (mA)	P_L (mW)	G_p (dB)	η_c (%)
Pulsed, class-AB, $\delta < 1 : 2$; $t_p = 5\text{ ms}$	1.9	3.6	1	400	≥ 6	≥ 60

Ruggedness in class-AB operation

The transistors are capable of withstanding a load mismatch corresponding to $VSWR = 8 : 1$ through all phases, at rated output power under pulsed conditions at $f = 1.9\text{ GHz}$: $t_p = 1.25\text{ ms}$, $\delta = 1 : 8$ at $V_{CE} = 7\text{ V}$ and $t_p = 5\text{ ms}$, $\delta = 1 : 2$ at $V_{CE} = 4.5\text{ V}$.



NPN 2 GHz power transistor

BFG11W/X

List of components used in test circuit (see Figs 5 and 6)

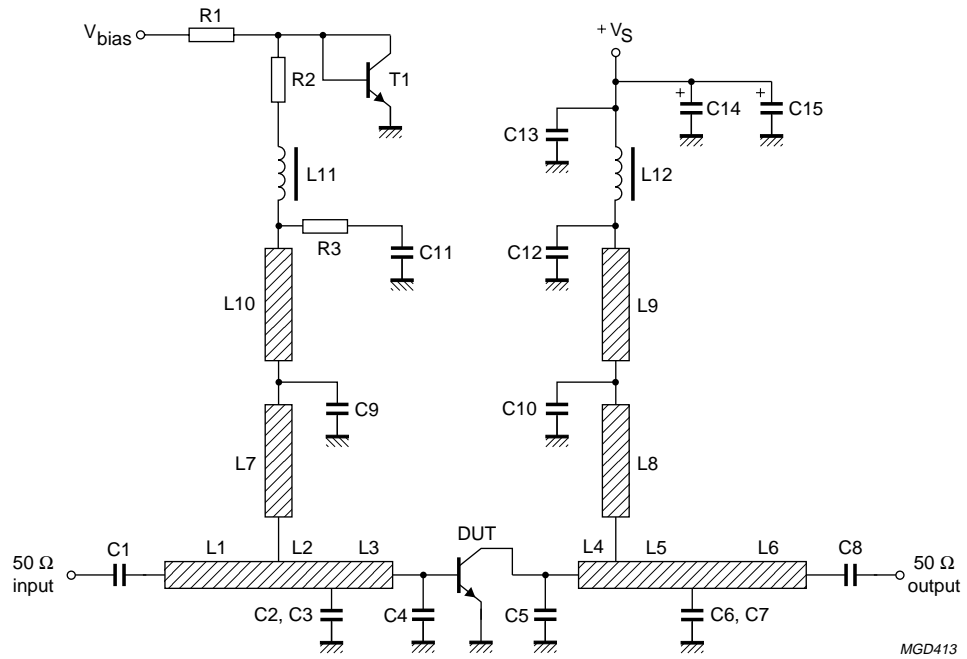
COMPONENT	DESCRIPTION	VALUE	DIMENSIONS	CATALOGUE NO.
C1, C8, C9, C10	multilayer ceramic chip capacitor; note 1	24 pF		
C2, C3	multilayer ceramic chip capacitor; note 1	2 pF		
C4	multilayer ceramic chip capacitor; note 1	1.2 pF		
C5	multilayer ceramic chip capacitor; note 1	0.2 pF		
C6, C7,	multilayer ceramic chip capacitor; note 1	1.3 pF		
C11, C12, C13	multilayer ceramic chip capacitor; note 1	10 nF		
C14, C15	electrolytic capacitor	470 μ F; 10 V		2222 032 14152
L1	stripline; note 2		length 22.5 mm width 0.9 mm	
L2	stripline; note 2		length 6 mm width 0.9 mm	
L3	stripline; note 2		length 1 mm width 0.9 mm	
L4	stripline; note 2		length 2.5 mm width 0.9 mm	
L5	stripline; note 2		length 4.5 mm width 0.9 mm	
L6	stripline; note 2		length 24.5 mm width 0.9 mm	
L7	stripline; note 2		length 20 mm width 0.9 mm	
L8	stripline; note 2		length 10.5 mm width 0.9 mm	
L9	stripline; note 2		length 4.4 mm width 0.4 mm	
L10	stripline; note 2		length 19.7 mm width 0.4 mm	
L11, L12	RF choke	1 μ H		4330 030 36301
R1	metal film resistor	78.7 Ω ; 0.4 W		
R2	metal film resistor	38.3 Ω ; 0.4 W		
R3	metal film resistor	10 Ω ; 0.4 W		
T1	bias transistor	BC548; note 3		

Notes

- American Technical Ceramics (ATC) capacitor, type 100A or other capacitor of the same quality.
- The striplines are on a double copper-clad printed-circuit board with PTFE fibre-glass dielectric $\epsilon_r = 6.15$; $\tan \delta = 0.0019$; thickness = 0.64 mm; copper cladding = 35 μ m.
- Or equivalent ($V_{BE} = 0.65$ V at $T_{amb} = 25$ °C).

NPN 2 GHz power transistor

BFG11W/X




MGD413

Fig.5 Common-emitter test circuit for class-AB operation at 1.9 GHz.

NPN 2 GHz power transistor

BFG11W/X

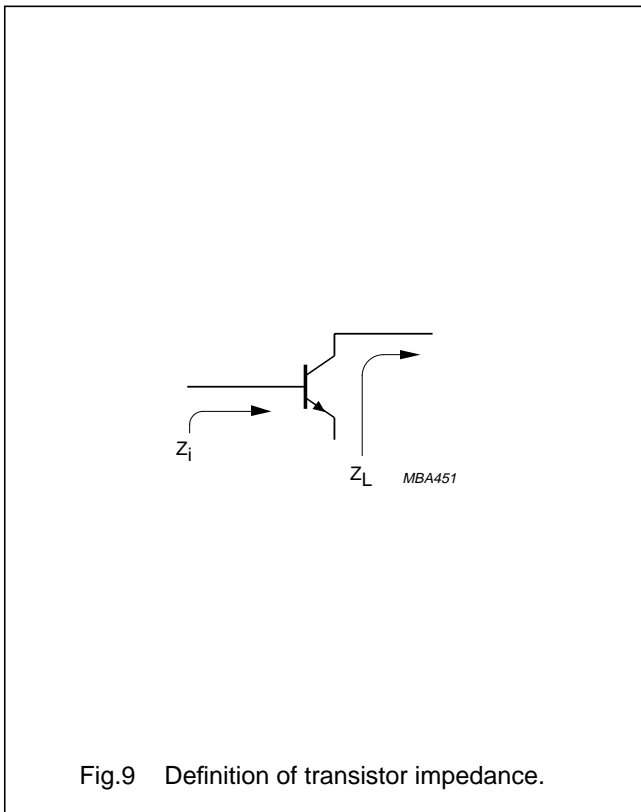
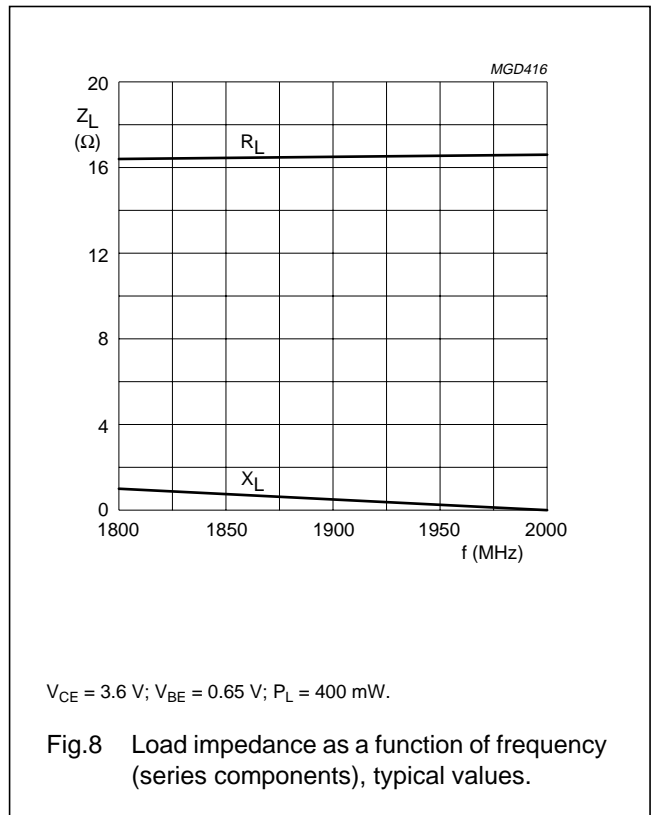
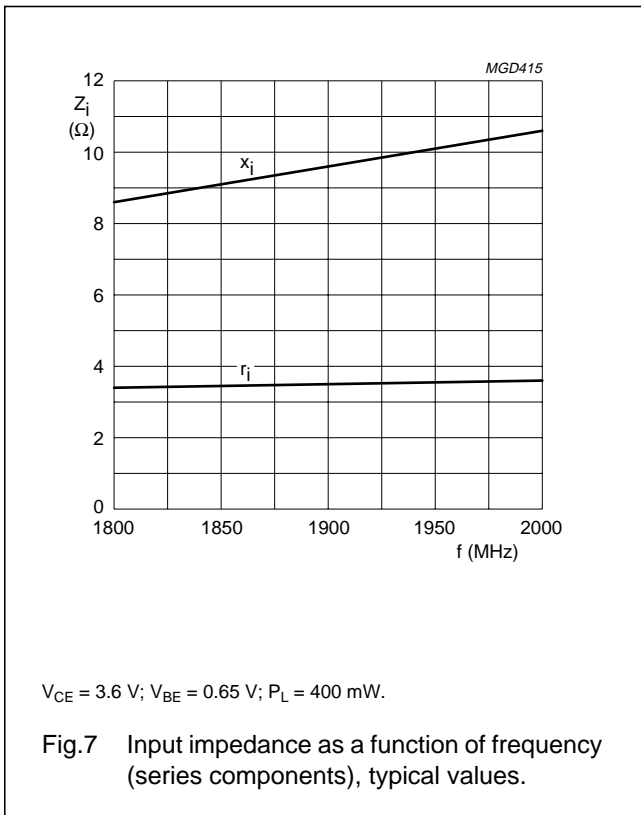


Dimensions in mm.

Fig.6 Component layout for common-emitter test circuit.

NPN 2 GHz power transistor

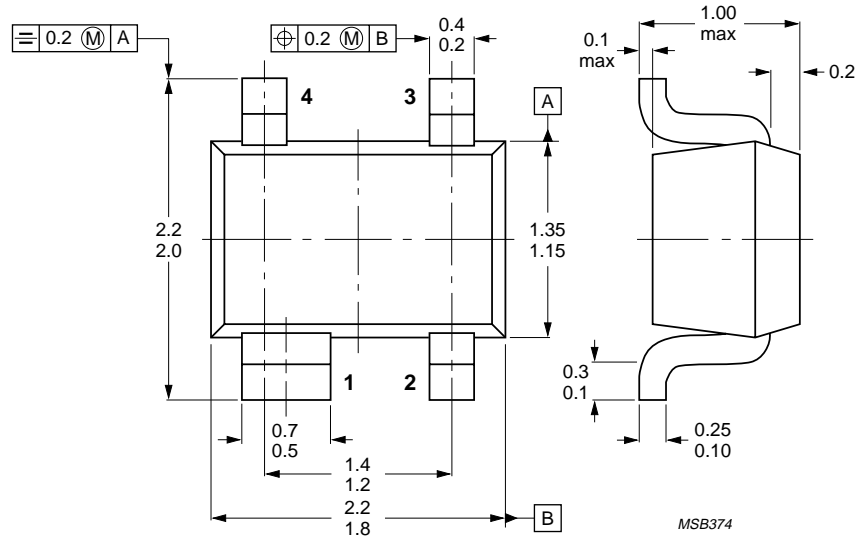
BFG11W/X



NPN 2 GHz power transistor

BFG11W/X

PACKAGE OUTLINE



Dimensions in mm.

Fig.10 SOT343.

NPN 2 GHz power transistor

BFG11W/X

DEFINITIONS

Data Sheet Status	
Objective specification	This data sheet contains target or goal specifications for product development.
Preliminary specification	This data sheet contains preliminary data; supplementary data may be published later.
Product specification	This data sheet contains final product specifications.
Limiting values	
Limiting values given are in accordance with the Absolute Maximum Rating System (IEC 134). Stress above one or more of the limiting values may cause permanent damage to the device. These are stress ratings only and operation of the device at these or at any other conditions above those given in the Characteristics sections of the specification is not implied. Exposure to limiting values for extended periods may affect device reliability.	
Application information	
Where application information is given, it is advisory and does not form part of the specification.	

LIFE SUPPORT APPLICATIONS

These products are not designed for use in life support appliances, devices, or systems where malfunction of these products can reasonably be expected to result in personal injury. Philips customers using or selling these products for use in such applications do so at their own risk and agree to fully indemnify Philips for any damages resulting from such improper use or sale.

NPN 2 GHz power transistor

BFG11W/X

NOTES

Philips Semiconductors – a worldwide company

Argentina: see South America

Australia: 34 Waterloo Road, NORTH RYDE, NSW 2113,
Tel. +61 2 805 4455, Fax. +61 2 805 4466

Austria: Computerstr. 6, A-1101 WIEN, P.O. Box 213,
Tel. +43 1 60 101, Fax. +43 1 60 101 1210

Belarus: Hotel Minsk Business Center, Bld. 3, r. 1211, Volodarski Str. 6,
220050 MINSK, Tel. +375 172 200 733, Fax. +375 172 200 773

Belgium: see The Netherlands

Brazil: see South America

Bulgaria: Philips Bulgaria Ltd., Energoproject, 15th floor,
51 James Bourchier Blvd., 1407 SOFIA,
Tel. +359 2 689 211, Fax. +359 2 689 102

Canada: PHILIPS SEMICONDUCTORS/COMPONENTS,
Tel. +1 800 234 7381, Fax. +1 708 296 8556

China/Hong Kong: 501 Hong Kong Industrial Technology Centre,
72 Tat Chee Avenue, Kowloon Tong, HONG KONG,
Tel. +852 2319 7888, Fax. +852 2319 7700

Colombia: see South America

Czech Republic: see Austria

Denmark: Prags Boulevard 80, PB 1919, DK-2300 COPENHAGEN S,
Tel. +45 32 88 2636, Fax. +45 31 57 1949

Finland: Sinikalliontie 3, FIN-02630 ESPOO,
Tel. +358 615 800, Fax. +358 615 80920

France: 4 Rue du Port-aux-Vins, BP317, 92156 SURESNES Cedex,
Tel. +33 1 40 99 6161, Fax. +33 1 40 99 6427

Germany: Hammerbrookstraße 69, D-20097 HAMBURG,
Tel. +49 40 23 52 60, Fax. +49 40 23 536 300

Greece: No. 15, 25th March Street, GR 17778 TAVROS,
Tel. +30 1 4894 339/911, Fax. +30 1 4814 240

Hungary: see Austria

India: Philips INDIA Ltd, Shivsagar Estate, A Block, Dr. Annie Besant Rd.
Worli, MUMBAI 400 018, Tel. +91 22 4938 541, Fax. +91 22 4938 722

Indonesia: see Singapore

Ireland: Newstead, Clonskeagh, DUBLIN 14,
Tel. +353 1 7640 000, Fax. +353 1 7640 200

Israel: RAPAC Electronics, 7 Kehilat Saloniki St, TEL AVIV 61180,
Tel. +972 3 645 0444, Fax. +972 3 648 1007

Italy: PHILIPS SEMICONDUCTORS, Piazza IV Novembre 3,
20124 MILANO, Tel. +39 2 6752 2531, Fax. +39 2 6752 2557

Japan: Philips Bldg 13-37, Kohnan 2-chome, Minato-ku, TOKYO 108,
Tel. +81 3 3740 5130, Fax. +81 3 3740 5077

Korea: Philips House, 260-199 Itaewon-dong, Yongsan-ku, SEOUL,
Tel. +82 2 709 1412, Fax. +82 2 709 1415

Malaysia: No. 76 Jalan Universiti, 46200 PETALING JAYA, SELANGOR,
Tel. +60 3 750 5214, Fax. +60 3 757 4880

Mexico: 5900 Gateway East, Suite 200, EL PASO, TEXAS 79905,
Tel. +1 800 234 7381, Fax. +1 708 296 8556

Middle East: see Italy

Netherlands: Postbus 90050, 5600 PB EINDHOVEN, Bldg. VB,
Tel. +31 40 27 83749, Fax. +31 40 27 88399

New Zealand: 2 Wagener Place, C.P.O. Box 1041, AUCKLAND,
Tel. +64 9 849 4160, Fax. +64 9 849 7811

Norway: Box 1, Manglerud 0612, OSLO,
Tel. +47 22 74 8000, Fax. +47 22 74 8341

Philippines: Philips Semiconductors Philippines Inc.,
106 Valero St. Salcedo Village, P.O. Box 2108 MCC, MAKATI,
Metro MANILA, Tel. +63 2 816 6380, Fax. +63 2 817 3474

Poland: Ul. Lukiska 10, PL 04-123 WARSZAWA,
Tel. +48 22 612 2831, Fax. +48 22 612 2327

Portugal: see Spain

Romania: see Italy

Russia: Philips Russia, Ul. Usatcheva 35A, 119048 MOSCOW,
Tel. +7 095 926 5361, Fax. +7 095 564 8323

Singapore: Lorong 1, Toa Payoh, SINGAPORE 1231,
Tel. +65 350 2538, Fax. +65 251 6500

Slovakia: see Austria

Slovenia: see Italy

South Africa: S.A. PHILIPS Pty Ltd., 195-215 Main Road Martindale,
2092 JOHANNESBURG, P.O. Box 7430 Johannesburg 2000,
Tel. +27 11 470 5911, Fax. +27 11 470 5494

South America: Rua do Rocio 220 - 5th floor, Suite 51,
CEP: 04552-903-SÃO PAULO-SP, Brazil, P.O. Box 7383 (01064-970),
Tel. +55 11 821 2333, Fax. +55 11 829 1849

Spain: Balmes 22, 08007 BARCELONA,
Tel. +34 3 301 6312, Fax. +34 3 301 4107

Sweden: Kottbygatan 7, Akalla, S-16485 STOCKHOLM,
Tel. +46 8 632 2000, Fax. +46 8 632 2745

Switzerland: Allmendstrasse 140, CH-8027 ZÜRICH,
Tel. +41 1 488 2686, Fax. +41 1 481 7730

Taiwan: PHILIPS TAIWAN Ltd., 23-30F, 66,
Chung Hsiao West Road, Sec. 1, P.O. Box 22978,
TAIPEI 100, Tel. +886 2 382 4443, Fax. +886 2 382 4444

Thailand: PHILIPS ELECTRONICS (THAILAND) Ltd.,
209/2 Sanpavuth-Bangna Road Prakanong, BANGKOK 10260,
Tel. +66 2 745 4090, Fax. +66 2 398 0793

Turkey: Talatpasa Cad. No. 5, 80640 GÜLTEPE/ISTANBUL,
Tel. +90 212 279 2770, Fax. +90 212 282 6707

Ukraine: PHILIPS UKRAINE, 2A Akademika Koroleva str., Office 165,
252148 KIEV, Tel. +380 44 476 0297/1642, Fax. +380 44 476 6991

United Kingdom: Philips Semiconductors Ltd., 276 Bath Road, Hayes,
MIDDLESEX UB3 5BX, Tel. +44 181 730 5000, Fax. +44 181 754 8421

United States: 811 East Arques Avenue, SUNNYVALE, CA 94088-3409,
Tel. +1 800 234 7381, Fax. +1 708 296 8556

Uruguay: see South America

Vietnam: see Singapore

Yugoslavia: PHILIPS, Trg N. Pasica 5/v, 11000 BEOGRAD,
Tel. +381 11 825 344, Fax. +381 11 635 777

For all other countries apply to: Philips Semiconductors, Marketing & Sales Communications, Building BE-p, P.O. Box 218, 5600 MD EINDHOVEN, The Netherlands, Fax. +31 40 27 24825

Internet: <http://www.semiconductors.philips.com/ps/>

© Philips Electronics N.V. 1996

SCA49

All rights are reserved. Reproduction in whole or in part is prohibited without the prior written consent of the copyright owner.

The information presented in this document does not form part of any quotation or contract, is believed to be accurate and reliable and may be changed without notice. No liability will be accepted by the publisher for any consequence of its use. Publication thereof does not convey nor imply any license under patent- or other industrial or intellectual property rights.

Printed in The Netherlands

127101/1200/02/pp12

Date of release: 1996 Jun 04

Document order number: 9397 750 00883

Let's make things better.

**Philips
Semiconductors**



PHILIPS